



Alto



The new manifestation
of luxury. Modern line of
executive chairs.

Sleek design that easily
standouts in any modern
workspace, offering luxurious
looks and optimum convenience
for top executives.


Alto
CHAIRS

DESIGN NIKOLAS CHACHAMIS



RICH PADDING AND

GENUINE LEATHER
OFFERING A LUXURIOUS
EXPERIENCE THAT FITS
EXECUTIVE OFFICES.



Fully-adjustable sync

control with different
back heights ensuring
customized comfort.







ATTENTION TO TINIEST
DETAILS IN MATERIAL
SELECTION, CHAIR DESIGN
AND MECHANISMS, LEAVING
A LASTING IMPRESSION OF
CLASSINESS AND COMFORT.







FIXED SWIVEL BASE FOR

EXECUTIVE DESKS, MEETING
ROOMS AND WAITING AREAS.
FOOTRESTS FOR COMFY
LOUNGE AREAS.





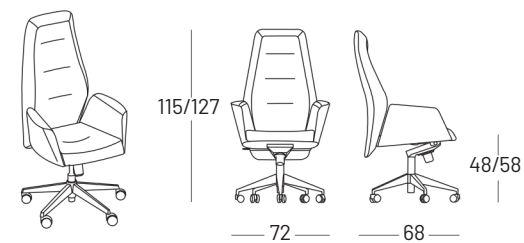
THE SPLENDID SET

OF THE EXECUTIVE AND
WAITING CHAIRS ALONGSIDE
EXECUTIVE DESKS
COMPLETES THE PUZZLE OF
LUXURY AND CLASSINESS.

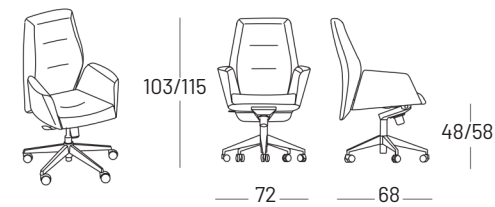


Alto elements

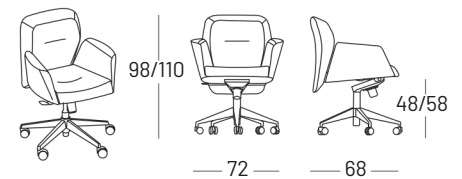
Desk chair



High Back
CHALD L72 W68 H127

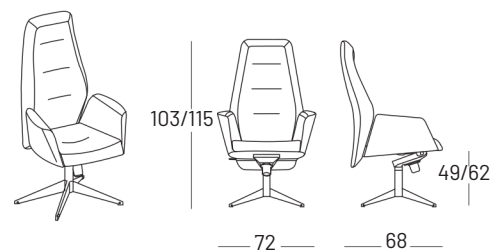


Medium Back
CHALD L72 W68 H115

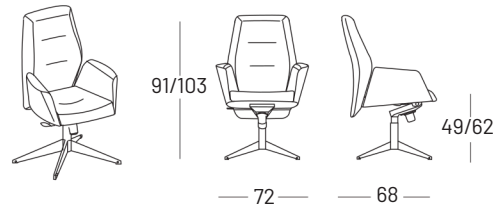


Low Back
CHALD L72 W68 H110

Lounge chair



High Back
CHALL L72 W68 H115

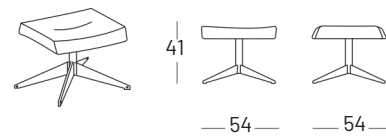


Medium Back
CHALL L72 W68 H103



Low Back
CHALL L72 W68 H98

Footrest



Footrest
CHALF L54 W54 H41



Technical descriptions

Chairs

Polyurethane injected foam chair upholstered in Leather. Back available in three different heights: High, Medium and Low.

Base

Five star aluminum die casting swivel base of western european origin finished in brushed aluminum, on 60 mm castors.

Four star aluminum die casting fixed base of western european origin finished in brushed aluminum, on rubber glides for floor protection.






Mechanism

The chair is equipped with synchro mechanism of western european origin with side-control for tilting regulations that can be locked.

Footrest

Polyurethane injected foam footrest upholstered in Leather, on four star aluminum die casting fixed base of western european origin finished in brushed aluminum, on rubber glides for floor protection.

Finishes

Metal Frame						
	MT20	AL1				
Eco Leather FIORE						
	FI.01	FI.03	FI.04	FI.08		
						
	FI.09	FI.10	FI.11	FI.12		
Natural Leather CLASS						
	CL.01	CL.02	CL.03	CL.04	CL.05	
						
	CL.07	CL.08	CL.10	CL.11		
Natural Leather VINTAGE						
	VI.01	VI.02				